



At the Historic
Boone Tavern Hotel
February 2-4, 2018



Our annual getaway weekend features three full days of fun with knitting, crocheting, spinning and quilting. This year we've added two extra sessions PLUS bonus workshops in between! Full registration of \$235 covers all instruction, continental breakfast each day, afternoon snacks and lots more. Additional materials fees apply, based on the workshops you select. There are FOUR new guest instructors, each with monster skills. Get your retreat off to a great start with the optional welcome luncheon buffet for \$22.75. Want to get away but just aren't interested in workshops? Opt for the no-workshop registration for \$130 - enjoy the breakfasts, snacks, parties and drop-in times for this reduced rate. Each night we gather in the upstairs parlor for pajama party, show and tell, stash swaps, and more. Either way, there will be time to explore the shops and history of Berea and the College and enjoy local restaurants. Registration opens August 15 at www.fiberfrenzy.net. Reserve your room at a very special rate at www.boonetavernhotel.com, email boonetavern@berea.edu or call toll free 1-800-366-9358.

Workshop Descriptions

KNITTING TRACK



Friday 9:00 - 11:15 a.m. KNITTED KNOCKERS Lincoln Parlor BONUS SESSION #1!! Learn how you can support breast cancer survivors by knitting or crocheting soft, washable prostheses. Join this charity handwork project that is active around the world! Materials fee is \$10. Bring 8" long size 4 or 5 DPNs or long circular needle for magic loop OR size G crochet hook and 3 locking stitch markers.

Friday 9:00 - 11:15 a.m. LET'S GET RAVELOUS Coyle B. Get tech-savvy with Teresa. From downloading patterns and connecting with others who share your interest, to cataloging your stash and tracking your projects. Ravelry has over 6 million members worldwide! Teresa will show you how to make the most of this great resource. Bring your tablet, smart phone or Ipad.

Friday 1:30 - 5:30 p.m. KAREN'S NO FAIL BRIOCHE Coyle B Karen Balk has never lost a Brioche student and she won't start now! Join her to master two-color brioche, a light, lofty stitch that is always eye catching. Note, this workshop spans 2 sessions with a break in between. Materials fee is \$29. Bring size 7-8 needles.




Saturday 9:00 - 11:15 a.m. CELTIC CABLES WITH ANGELA Parlor Cable stitches create fantastic pictures in the knitting. Textural lines of knit stitches on a purled background create fantastic visual interest. Angela Irwin will untangle cables in this sweet neck warmer. Materials fee of \$24 covers yarn, pattern and buttons. Bring size 8 needles & cable needle.




Saturday 9:00 - 11:15 a.m. YARNOPOLY Lincoln Lounge BONUS SESSION #3 Visiting expert Cyd Engle of Tucson Yarn Company brings her game show workshop to Pins & Needles! Sharpen your skills at yarn selection and really know the answer to the question, "can I make this with that?"

Work out real yarn shopping "challenges" and have fun doing it. A non-knitting class, we'll make sense out of fiber content, gauge, and what the heck patterns mean when they tell you what kind of yarn to knit with (yes, you CAN use up your stash!). Cyd's Yarnopoly book is included. Materials fee is \$3.50



Saturday 1:30 - 5:30p.m. WHITNEY KNOWS SHORT ROWS FIVE WAYS Coyle B Different methods of short rows work better in different circumstances. Whitney Harmon, designer and representative for Mirasol, and Queensland yarns among others, will lead you through five methods AND when to use which one We'll employ all five methods in a quick cup cozy that you will use every day. Note, this workshop spans 2 sessions with a break in between. Materials fee is \$18. Bring size 6 needles, markers and normal knitting notions.

Sunday 9:00 a.m. - 3:15 p.m. KISS A FISH Coyle B You've heard folks raving about the Fish Lips Kiss Heel, let's give it a try. This method can be used in cuff down or toe up socks Whitney will walk you through the Kiss as you make a comfy adult size anklet. Materials fee is \$22. Bring size 2 DPNs or long circular for magic loop. NOTE: we'll trace feet the night before; bring a piece of cardboard and a felt tipped marker.



Sunday 9:00 a.m. - 3:15 p.m. ARANAMI MODULAR KNITTING Coyle A Cyd brings her most popular class to Pins & Needles! This project will introduce you to the fun (and slightly addictive!) techniques of modular knitting. This large, striking shawl is knit completely in garter stitch. Despite it's complex look, you never have more than 36 live stitches at a time as each scallop is completed one at a time. Picking up stitches for each motif eliminates tedious "sewing up". Don't miss this chance to play with color and modular knitting! We've done some tinkering with the pattern to make it even easier. Materials fee is \$68. which for a custom dyed kit from Rhapsody in Hue. Bring Size 4 (any type, it's just for cast on) & US 3 circular 24" (This is a bit different than what the pattern says) and locking stitch markers (required).



Sunday 9:00 -11:15 a.m. HONEYCOMB CROCHET 2nd Floor Parlor. Jessica has created a special yarn and project especially for Pins & Needles 2018 (NOTE: the yarn will be a dark fuschia, just in time for heart month)! This sweet project will have us all buzzing for more. Bring a size D hook and locking stitch marker. Materials fee is \$28.00.

QUILTING TRACK

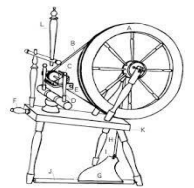
Friday 9:00 a.m. - 5:30 p.m. SCRAPPY SWEATSHIRT MAKEOVER Coyle A That old, frumpy sweatshirt is transformed into a stylish fashion statement! Put down the precision cutting tools, relax and have some fun with this raw edge applique technique that also incorporates those fancy stitches on your machine. Bring a sweatshirt with set-in (NOT raglan) sleeves, a size larger than you usually wear, your machine and normal sewing notions. Registrants will receive detailed instructions on how to prepare the sweatshirt prior to the class. Note, this workshop spans 3 sessions with lunch and breaks in between. Materials fee is \$24.00 which covers coordinating fabrics & bias tape.



Saturday 9:00 a.m.- 5:30 p.m. QUILT AS YOU GO TABLE RUNNER Coyle A Piece and quilt a Log Cabin variation table runner, approximately 40" x 20" in one step! This is a perfect project for Jelly Rolls - coordinating fabrics pre-cut in 2 1/2" strips. Bring your sewing machine, rotary cutter and mat or scissors, and normal sewing notions. Note, this workshop spans 3 sessions with lunch and breaks. Materials fee is \$36.00 which covers the jelly roll, batting and backing fabric.

SPINNING TRACK

Friday 9:00 - 11:15 a.m. WHEEL DOCTOR 2nd Floor Parlor. Is your wheel under the weather? Wobbly? Broken drive band? Making funny noises? Hillary can diagnose and treat many wheel illnesses, and restore it and you to happy spinning! Various fees will apply for materials used.



Friday 1:30 - 3:15 p.m. GET YOUR WHEELS TURNING 2nd Floor Parlor. Jessica is a favorite beginner's instructor. Her patience and knowledge is sure to get you well started. Whether you are right or left handed, single or double treadle, Jessica will have you making yarn in one lesson, as you find the methods that work best for you. Bring your wheel, bobbins, hook. Materials fee of \$24 includes two oz. each of 2 different types of fiber.



Friday 3:30 - 5:30 p.m. SPINDLE SPINNING 101: The Basics w/Teresa 2nd Floor Parlor. Learn to spin singles on traditional drop spindle, a Turkish, or Scottish (whorl-less) Dealgan. Beginners or intermediates are welcome. Bring a spindle or purchase one prior to the class. Materials fee of \$15 includes fiber for spinning.

Friday 3:30 - 5:30 p.m. OPEN SPINNING Lincoln Parlor BONUS SESSION #2.

Relax with friends and practice your new spinning skills. Benefit from group knowledge, ask friends about their favorite methods. No lesson, no instructor, no rules, no structure.

Saturday 9:00 - 11:15 a.m. WHEELS IN MOTION 2nd Floor Parlor. Amanda will give you individual attention to get you started or move you to the next level. Her patient, organic methods will help you understand what happens and appreciate the happiness of art yarns. Bring your wheel, bobbins, hook. Materials fee is \$24.



Saturday 1:30 3:15 p.m. PLYING ON THE WHEEL 2nd Floor Parlor. There is more to plying than twisting yarns together. Jessica will cover Navajo or chain plying as well as 2 ply from bobbins. Bring 2 bobbins loaded with yarn (at least half full), and some hand spun rolled into a center pull ball. Optional - bring ornamental threads and try thread plying!

Saturday 3:30 - 5:30 p.m. SPINDLE SPINNING 102: Plying 2nd Floor Parlor.

Learn to ply your singles. Techniques include plying from a ply ball or the little 'turtles' from Turkish and Scottish spindles. Bring a spindle or purchase one prior to the class, and singles ready to ply - including those spun in the 101 class. No materials fee.

Sunday 1:30 - 3:15 p.m. LET'S GET BATTY 2nd Floor Parlor. Ever wonder how they create those fantastic batts with luxury fibers blended into the wool? Come find out! Using carders and blending boards you will create your unique blend of color and texture. Materials fee is \$24.